


POLISHED GRADE 304 Stainless Steel

Controller Features - PTSelect Switch:

- Temperature Adjustment • ON / OFF Switch • RED LED Indicator



Controller Technical Specifications:

Controller: PTSelect Switch

INPUT Voltage Range: 190VAC~250VAC

Operating Frequency: 50 Hz \pm 2%

Load Capability: 0.18A~4A

Load Control Range: 40~100%

Standby Current: 3.0mA

HTR Technical Specifications:

Model: NAT12231-PTS-POLS

Size: 674mm (width) x 1235mm (height)

Power: 180 Watts

Current: 0.78 Amps

Volts: 230 VAC

IP Rating: IPX5

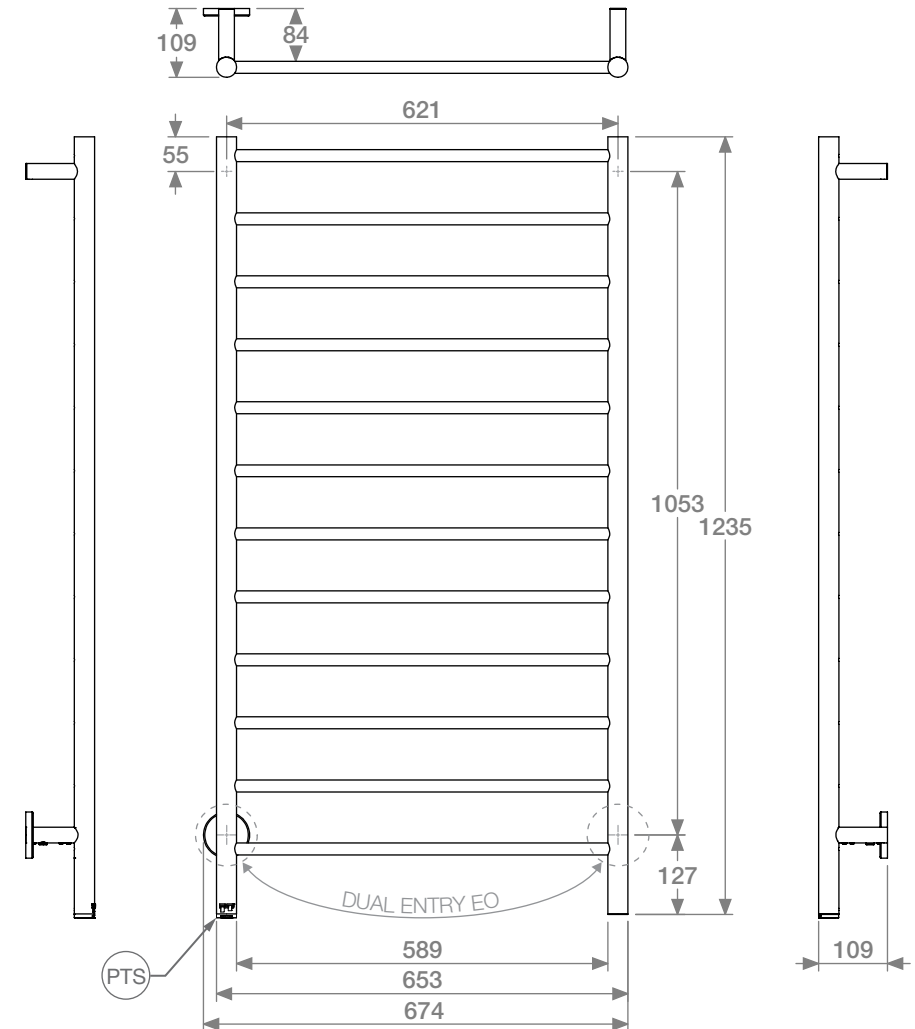
Suggested Height of Electrical Outlet = 750mm
(this is only an indication as every installation is different)

NOTES:

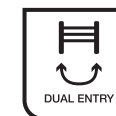
**EO Denotes DUAL ENTRY Electrical Outlet connection*

***PTS** Denotes location of PTSelect Switch

Dimensions given are in mm. Bathroom Butler® reserves the right to alter and/or remove designs from time to time without prior notice. This drawing is to be used for reference purposes only. E & O.E. This product may not be available in your specific country, please check local website for availability.
Copyright Bathroom Butler® 2016



BATHROOM BUTLER®
THE HEATED TOWEL RAIL



South Africa: 0860 104 653 • info@bathroombutler.co.za • www.bathroombutler.co.za
Australia: 1300 133 320 • sales@bathe.net.au • www.bathe.net.au
Mauritius: 230 242 1248 • sales@lisinggroup.com • www.bathroombutler.com

Document version **3.3**Product version **3.0**