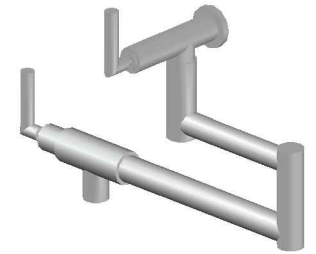


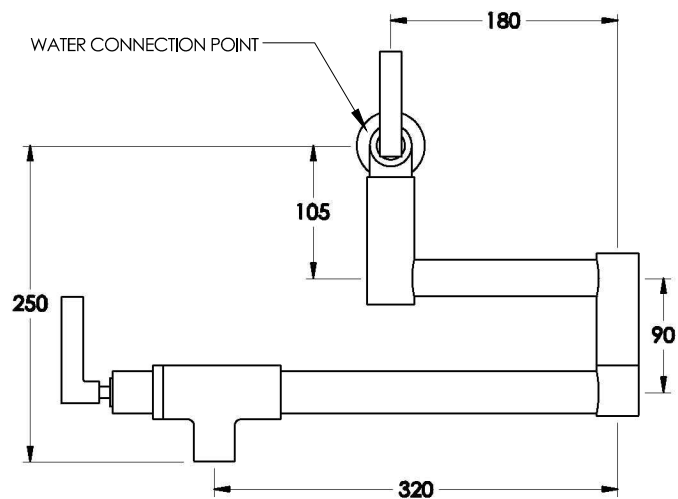
CITY PLUS POT FILLER WITH D LEVERS

1.9727.03.7.XX

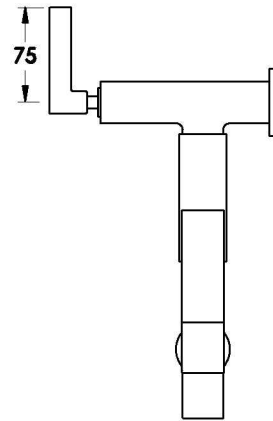


PRODUCT DIMENSIONS:

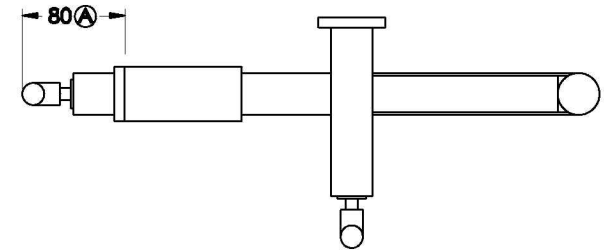
Front view



Side view:



Top view:



Note:

- Contact your installer regarding installation location.
- 1/2" BSP male thread water connection point required in wall.
- Cold, hot or warm water must be set up with the plumbing before reaching the water connection point (there is no temperature controls on the pot filler).
- The water connection point should be positioned at an adequate height in relation to the pot filler dimensions and the tallest pot on the stove top.