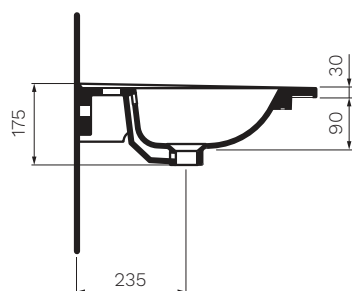
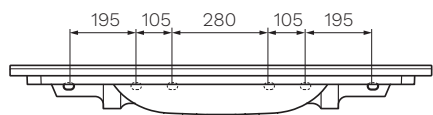
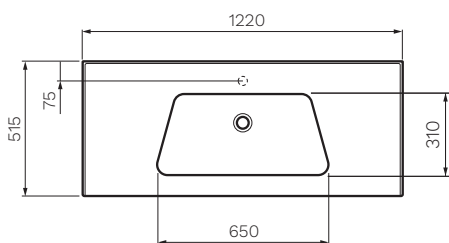



Bloom 120 Wall Basin

Product Code: FLBM1200/S.XX (NTH), FLBM1201/S.XX (1TH)

(see colour codes below)

Bloom, a stylish wash basin is available in two sizes and an attractive range of colours. Functional and generous in terms of both bowl capacity and space for toiletries, Bloom is a desirable statement piece.



Colour & Finish — Gloss White, Milky White (01), Gloss Black (02), Graphite (03), Anthracite (04), Lava Grey (05), Nuvola (06), Fango (07), Rosso Rubens (08), Argilla (09), Petrolio (10)

Material — Ceramic

W x D x H — 1220 x 515 x 175mm

Fixings — Wall Fixing Bolts supplied (WFB100)

Tap Holes — 0 or 1

Overflow — Integrated

Bowl Capacity — 10 Litres

Waste Outlet — 32mm Universal Plug & Waste to be ordered separately (TA3240 or TA4032)

Warranty — 10 Years (Conditions Apply)

Installation note:

It is recommended that the basin be installed using a flexible sealant. Epoxy type glues must not be used. To do so may void product warranty.

→ **FLAMINIA.**

