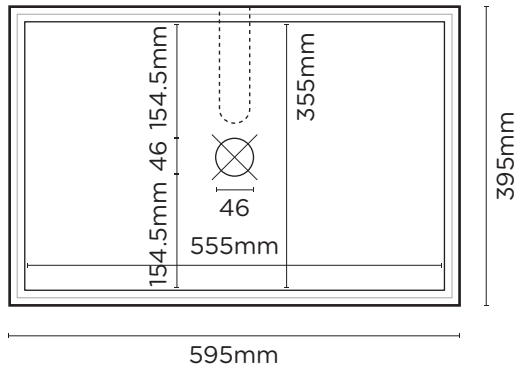




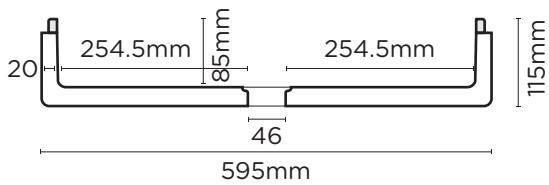
Stepp Rectangle

The Stepp Basin changes how we think about sinks. Two toned colours, on trend selections, fine lines, all creating a high end, contemporary offering for your rest room.

PLAN VIEW



SECTION VIEW



SPECIFICATIONS

MATERIAL	UHP Concrete
FINISH	Matte / Low Sheen
WEIGHT	17.25kg (38lbs)
DIMENSIONS	L595mm x W395mm x H115mm (L23.43in x W15.55in x H4.53in)
BOWL CAPACITY	17.8L (4.7gal)
TAP HOLE	N/A
OVERFLOW AVAILABLE	N/A
WASTE RQD	32mm or 40mm Standard (not provided by Nood)
WARRANTY	24 months
WASTE HOLE SIZE	46mm (1.8in)
WALL THICKNESS	Stepped Edge 10mm + 10mm
OPTIONS	Surface Mount / Wall Hung / Stand / Vanity Set
WALL HANG RQD	Mount before tiling - to timber frame or masonry wall.

All dimensions are estimate. We suggest waiting until receiving Nood basins before cutting holes in cabinetry items. Colours of concrete may vary slightly.

WALL HUNG BRACKET



8mm aluminium powdercoated. Bracket, fixings, adhesive provided with each wall hung basin purchased.

AVAILABLE COLOURS



L350mm x W505mm x H100mm
(L13.7in x W19.8in x H3.9in)

THICKNESS

Wall Hang Bracket: 8mm (0.3in)
L Bracket: 3mm (0.1in)

WEIGHT

Wall Hang Bracket: 4kg (8.82lbs)
L Bracket: <250g (0.5lbs)

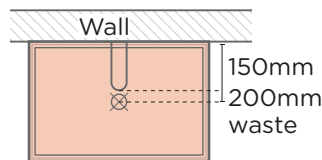
INSTALLATION

Timber Wall: tiny.cc/udkhlz
Masonry Wall: tiny.cc/Ogkhlz

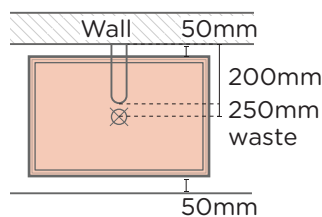
Basin to be mounted after tiling

SUGGESTED TAP / FAUCET POSITION & LENGTH

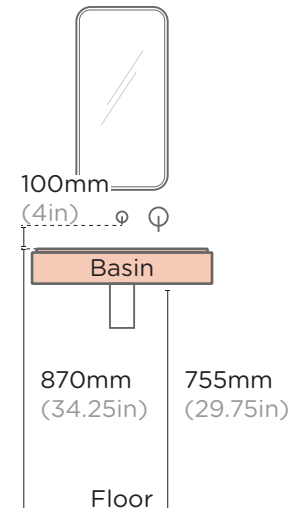
WALL HUNG BASIN



SURFACE MOUNTED BASIN



INSTALL HEIGHT



Stepp Rectangle

VANITY LAYOUTS

nood co.[™]
CONCRETE FURNITURE

