
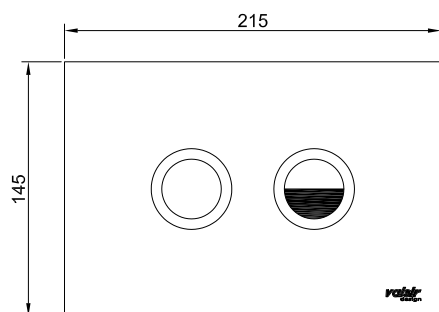
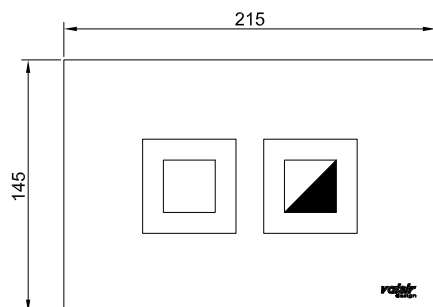


FLUSH



PNEUMATIC (AIR ACTIVATION)



Model: FLUSH CUSTOM INSERT
Code: VI.030CP Round Button Chrome
VI.030SC Round Button Satin Chrome
VI.040CP Square Button Chrome
VI.040SC Satin Button Chrome

Dimensions
Width: 215mm
Depth: 10mm
Height: 145mm

Finish: Chrome Or Satin Chrome

Features: Soft-touch Pneumatic, combines as access plate for servicing of Verotti cistern

Notes:
* 10mm maximum Custom Insert
* Push plate and cistern must be supplied together to plumber to allow for accurate rough in

