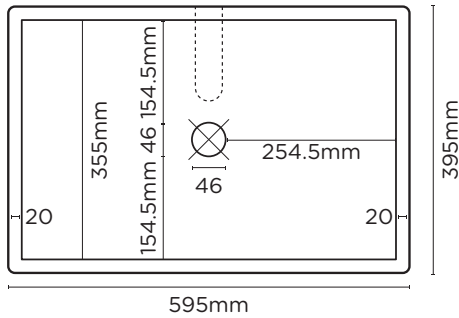




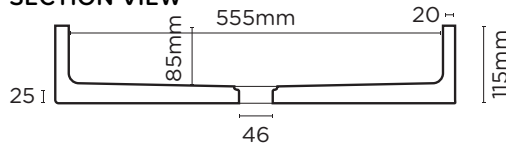
## Box (2 tone)

The Box Basin got himself a makeover. Now in gorgeous two tones, prepare to re-think the level of detail possible in your bathroom space.

### PLAN VIEW



### SECTION VIEW



### SPECIFICATIONS

<b>MATERIAL</b>	UHP Concrete
<b>FINISH</b>	Matte / Low Sheen
<b>WEIGHT</b>	17.25kg (38lbs)
<b>DIMENSIONS</b>	L595mm x W395mm x H115mm (L23.43in x W15.55in x H4.53in)
<b>BOWL CAPACITY</b>	17.8L (4.7gal)
<b>TAP HOLE</b>	N/A
<b>OVERFLOW AVAILABLE</b>	N/A
<b>WASTE RQD</b>	32mm or 40mm Standard (not provided by Nood)
<b>WARRANTY</b>	24 months
<b>WASTE HOLE SIZE</b>	46mm (1.8in)
<b>WALL THICKNESS</b>	20mm
<b>OPTIONS</b>	Surface Mount / Wall Hung / Stand / Vanity Set
<b>WALL HANG RQD</b>	Mount before tiling - to timber frame or masonry wall.

All dimensions are estimate. We suggest waiting until receiving Nood basins before cutting holes in cabinetry items. Colours of concrete may vary slightly.

### WALL HUNG BRACKET



8mm aluminium powdercoated. Bracket, fixings, adhesive provided with each wall hung basin purchased.

### AVAILABLE COLOURS



L350mm x W505mm x H100mm  
(L13.7in x W19.8in x H3.9in)

#### THICKNESS

Wall Hang Bracket: 8mm (0.3in)  
L Bracket: 3mm (0.1in)

#### WEIGHT

Wall Hang Bracket: 4kg (8.82lbs) L  
Bracket: <250g (0.5lbs)

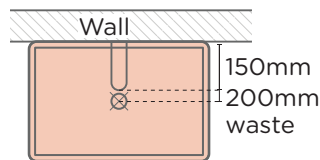
#### INSTALLATION

Timber Wall: [tiny.cc/udkhlz](http://tiny.cc/udkhlz)  
Masonry Wall: [tiny.cc/Ogkhlz](http://tiny.cc/Ogkhlz)

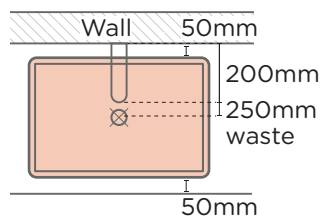
Basin to be mounted after tiling

### SUGGESTED TAP / FAUCET POSITION & LENGTH

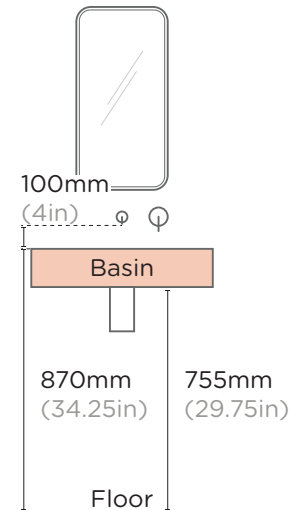
#### WALL HUNG BASIN



#### SURFACE MOUNTED BASIN



### INSTALL HEIGHT



# Box (2 tone)

VANITY LAYOUTS

